









VOGUE

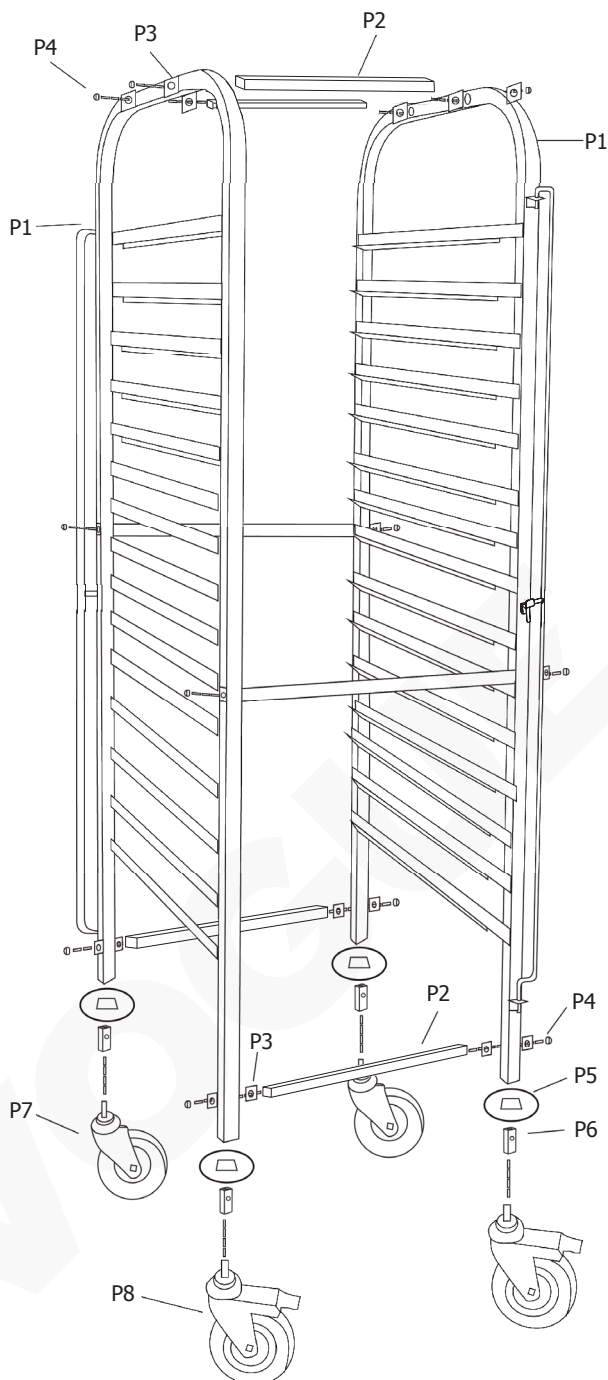
Racking Trolley Assembly Instructions



Model:
GG499/FS379/JB375

Parts List

Parts	No.	Qty.	Qty.	Qty.
		Model GG499	Model FS379	Model JB375
	P1	2	2	2
	P2	6	4	4
	P3	24	16	16
	P4	12	8	8
	P5	4	4	4
	P6	4	4	N/A
	P7	2	2	2
	P8	2	2	2



Model shown: GG499

Safety Instructions

- Do not place more heavy items on the top levels than on the lower levels.
- Do not climb on the trolley.

Product Description

GG499: VOGUE 15 Level Gastronorm Racking Trolley
FS379/JB375: VOGUE 16 Level Tray Racking Trolley

Assembly

- Connect the two side frames [P1] with the horizontal bars [P2] using the square gaskets [P3] and the screws [P4].
- Put the rubber rings [P5] and the bumpers [P6] on the feet of the trolley.
- Attach the wheels [P7] and [P8] to the frame.

Cleaning, Care and Maintenance

- Clean the trolley using warm soapy water.
- Dry the trolley thoroughly after cleaning.

The braked castors should be at the front of the trolley. Be sure to check all packaging materials for any small parts that may have come loose during transportation.

All rights reserved. No part of these instructions may be produced or transmitted in any form or by any means, electronic, mechanical, photocopying, recording or otherwise, without the prior written permission of VOGUE. Every effort is made to ensure all details are correct at the time of going to press, however, VOGUE reserve the right to change specifications without notice.



UK	0117 3075655	service@technical-sales.co.uk	Fourth Way, Avonmouth, Bristol, BS11 8TB United Kingdom
Eire	021 4946777	Sales@nisbets.ie	Unit 9003, Blarney Business Park, Blarney, Co. Cork, Ireland
NL	040 2628080	service@nisbets.nl	
FR	01 60342880	sav@nisbets.fr	
BE-NL	0800 29129	service@nisbets.be	
BE-FR	0800 29229	service@nisbets.be	
DE	0800 1860806	service@nisbets.de	
ES	901 100133		
AU	1300 225 960		15 Badgally Road, Campbelltown, NSW 2560, Australia
NZ	0800 222 700		

GG499_FS379_JB375_ML_A5_v4_2025/04/29