





08/2012

Mod: RDY-2C

Production code: 10405002-0-0-0 (V5-2)



Diamond
catering equipment

| Model | RDY-1C | GF-1C | RDY-2C | GF-2C |
|---------------------------------|-----------------------------------------------------------------------------------|-----------------------------------------------------------------------------------|-------------------------------------------------------------------------------------|-------------------------------------------------------------------------------------|
| |  |  |  |  |
| Production code | 10405001-0-0-0 | 10406701-0-0-0 | 10405002-0-0-0 | 10406702-0-0-0 |
| Description | Waste Disposal Cooler 240 Lt. | Monoblock Cooling Unit | Waste Disposal Cooler 2x240 LT. | Monoblock Cooling Unit |
| No. and type of doors | 1 Full | – | 2 Full | – |
| No. and type of grid shelves | – | – | – | – |
| Light | no | – | no | – |
| Key lock | no | – | no | – |
| Range (°C) | – | +2° +8° | – | +2° +8° |
| Operating Mode | – | Ventilated | – | Ventilated |
| External Dimensions | | | | |
| Width (mm) | 1020 | 285 | 1750 | 285 |
| Depth/with open doors (mm) | 870 / 1545 | 545 | 870 / 1545 | 545 |
| Height (mm) | 1290 | 745 | 1290 | 745 |
| Internal Dimensions | | | | |
| Width (mm) | 655 | – | 1385 | – |
| Depth (mm) | 760 | – | 760 | – |
| Height (mm) | 1135 | – | 1135 | – |
| Gross capacity (L) | 565 | – | 1195 | – |
| Defrost | | | | |
| Type of defrost | – | By time | – | By time |
| No. of defrost in 24h | – | 6 | – | 6 |
| Evaporation of defrost water | – | Hot gas | – | Hot gas |
| Compressor | | | | |
| Brand | – | Tecumseh | – | Tecumseh |
| Model | – | AE 4425 Y | – | AE 4430 Y |
| Power (hp) | – | – | – | – |
| Cooling power (W) | – | 352 | – | 445 |
| Evaporation temp. (°C) | – | -15 | – | -15 |
| Climate class (°C) | – | +32 | – | +32 |
| Refrigerant | | | | |
| Type | – | R134a | – | R134a |
| Refrigerant quantity (g) | – | 210 | – | 250 |
| Electronic Controller | | | | |
| Brand | – | Carel | – | Carel |
| Model | – | Easy | – | Easy |
| Electrical | | | | |
| Power input (W/A) | – | 260 / 2,05 | – | 360 / 2,80 |
| Power supply (V/Hz) | – | 220-230/50 | – | 220-230/50 |
| 220V/60Hz | – | no | – | no |
| Packaging Details | | | | |
| Packed volume (m ³) | 0,65 | 0,17 | 1,06 | 0,17 |
| Gross weight (kg) | 84 | 32 | 134 | 36 |
| Net weight (kg) | 76 | 29 | 121 | 30 |